

DSICE - Dynamic Stochastic General Equilibrium Analysis of Climate Change Policies and Discounting

Yongyang Cai
(Hoover Institution)

Kenneth L. Judd
(Hoover Institution)

Thomas S. Lontzek
(University of Zurich)

September 8, 2011

- ▶ All IAMs (Integrated Assessment Models) are deterministic
- ▶ Most are myopic, not forward-looking
- ▶ This combination makes it impossible for IAMs to consider decisions in a dynamic, evolving and uncertain world
- ▶ We formulate dynamic stochastic general equilibrium extensions of DICE (Nordhaus)
- ▶ Conventional wisdom: *"Integration of DSGE models with long run intertemporal models like IGEM is beyond the scientific frontier at the moment"* (Peer Review of ADAGE and IGEM, June 2010)
- ▶ Fact: We use multidimensional dynamic programming methods, developed over the past 20 years in Economics, to study dynamically optimal policy responses to climate change

Today's Presentation

- ▶ Fix DICE
- ▶ Introduce DSICE
- ▶ Apply DSICE to ask what is optimal policy when faced with abrupt and irreversible climate change?

- ▶ DICE: maximize social utility subject to economic and climate constraints

$$\max_{c_t, l_t, \mu_t} \sum_{t=0}^{\infty} \beta^t u(c_t, l_t)$$

$$\begin{aligned} \text{s.t.} \quad k_{t+1} &= (1 - \delta)k_t + \Omega_t(1 - \Lambda_t)Y_t - c_t, \\ M_{t+1} &= \Phi^M M_t + (E_t, 0, 0)^\top, \\ T_{t+1} &= \Phi^T T_t + (\xi_1 F_t, 0)^\top, \end{aligned}$$

- ▶ output: $Y_t \equiv f(k_t, l_t, t) = A_t k_t^\alpha l_t^{1-\alpha}$
- ▶ damages: $\Omega_t \equiv \frac{1}{1 + \pi_1 T_t^{AT} + \pi_2 (T_t^{AT})^2}$
- ▶ emission control effort: $\Lambda_t \equiv \psi_t^{1-\theta_2} \theta_{1,t} \mu_t^{\theta_2}$

► Mass of carbon concentration: $M_t = (M_t^{AT}, M_t^{LO}, M_t^{UP})^\top$

► Temperature: $T_t = (T_t^{AT}, T_t^{LO})^\top$

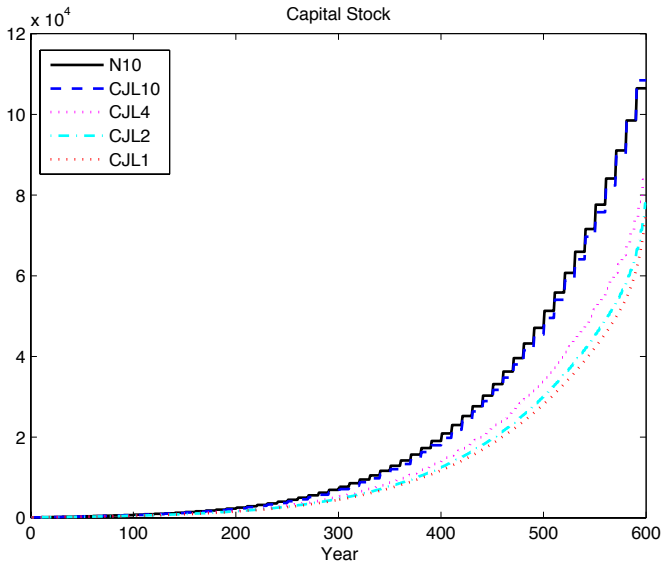
► Total carbon emission: $E_t = E_{Ind,t} + E_{Land,t}$, where

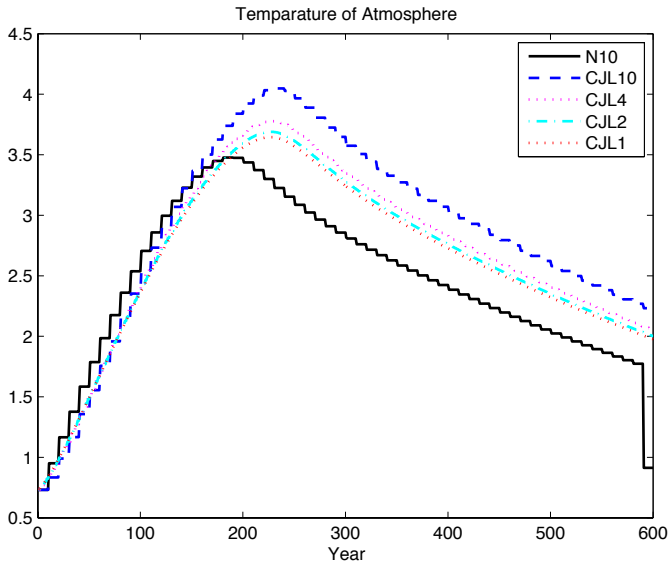
$$E_{Ind,t} = \sigma_t(1 - \mu_t)(f_1(k_t, l_t, \theta_t, t))$$

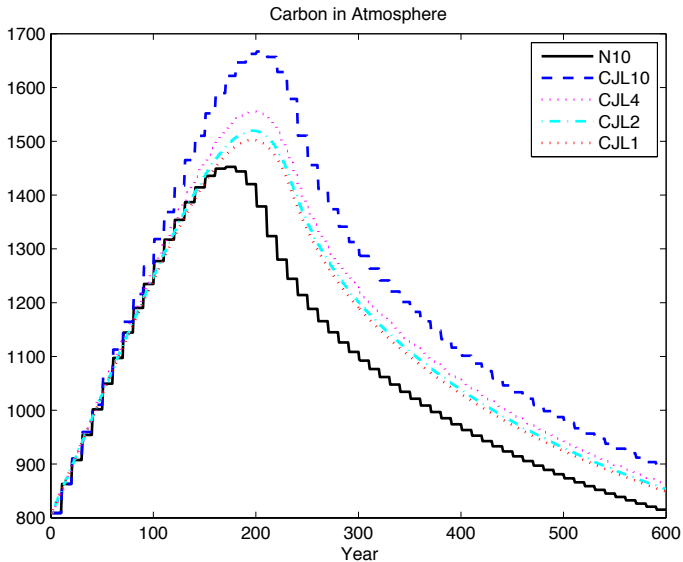
► Total radiative forcing (watts per square meter from 1900):

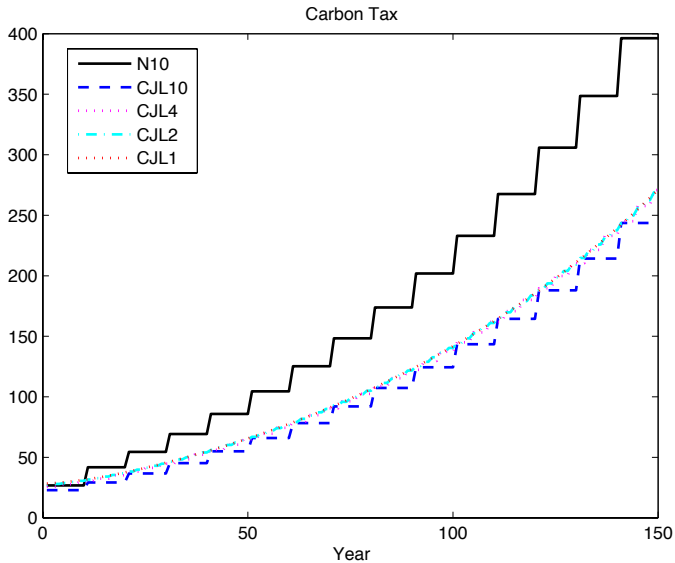
$$F_t = \eta \log_2(M_t^{AT} / M_0^{AT}) + F_t^{EX}$$

- ▶ DICE has 10 year time periods
- ▶ First, we compare the deterministic case to Nordhaus DICE model
- ▶ Strange finite-difference scheme for dynamics, incompatible with any method in the numerical literature
- ▶ We build a 10-year and 1-year period length model, and find Nordhaus' approach is unreliable:









Cai-Judd-Lontzek DSICE Model: Dynamic Stochastic Integrated Model of Climate and Economy

DSICE = *DICE2007*

- constraint on savings rate , *i.e.* : $s = .22$
- ad hoc finite difference method
- + stochastic production function
- + stochastic damage function
- + 1-year period length

stochastic means: intrinsic random events within the specific model, not uncertain parameters

- ▶ DSICE: solve stochastic optimization problem

$$\max_{c_t, l_t, \mu_t} \mathbb{E} \left\{ \sum_{t=0}^{\infty} \beta^t u(c_t, l_t) \right\}$$

$$\begin{aligned} \text{s.t.} \quad k_{t+1} &= (1 - \delta)k_t + \Omega_t(1 - \Lambda_t)Y_t - c_t, \\ M_{t+1} &= \Phi^M M_t + (E_t, 0, 0)^\top, \\ T_{t+1} &= \Phi^T T_t + (\xi_1 F_t, 0)^\top, \\ \zeta_{t+1} &= g^\zeta(\zeta_t, \omega_t^\zeta), \\ J_{t+1} &= g^J(J_t, \omega_t^J) \end{aligned}$$

- ▶ $Y_t \equiv f(k_t, l_t, \boxed{\zeta_t}, t) = \boxed{\zeta_t} A_t k_t^\alpha l_t^{1-\alpha}$

- ▶ $\Omega_t \equiv \frac{\boxed{J_t}}{1 + \pi_1 T_t^{AT} + \pi_2 (T_t^{AT})^2}, \quad \Lambda_t \equiv \psi_t^{1-\theta_2} \theta_{1,t} \mu_t^{\theta_2}$

- ▶ ζ_t : productivity shock, J_t : damage function shock

► DP model for DSICE :

$$\begin{aligned}
 V_t(k, \zeta, J, M, T) &= \max_{c, l, \mu} u(c, l) + \beta \mathbb{E}[V_{t+1}(k^+, \zeta^+, J^+, M^+, T^+)] \\
 \text{s.t. } k^+ &= (1 - \delta)k + \Omega_t(1 - \Lambda_t)f(k, l, \zeta, t) - c, \\
 M^+ &= \Phi^M M + (E_t, 0, 0)^\top, \\
 T^+ &= \Phi^T T + (\xi_1 F_t, 0)^\top, \\
 \zeta^+ &= g^\zeta(\zeta, \omega^\zeta), \\
 J^+ &= g^J(J, \omega^J)
 \end{aligned}$$

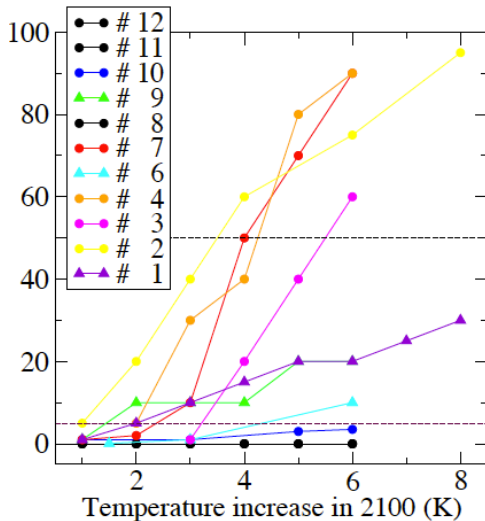
Application: Uncertain climate change & discounting

- ▶ Standard assumption in DICE: damages are a function of contemporaneous temperature
- ▶ However, many scientists are worried about triggering abrupt and irreversible climate change
- ▶ Consequence: permanent and significant damage over a large time horizon
- ▶ Abrupt climate change must be modeled stochastically
- ▶ How does optimal emission control policy respond to the threat of abrupt and irreversible climate change?
- ▶ What is the appropriate discount rate?

- ▶ Lenton et al. (PNAS, 2008) characterize some major tipping elements in the earth's climate system:

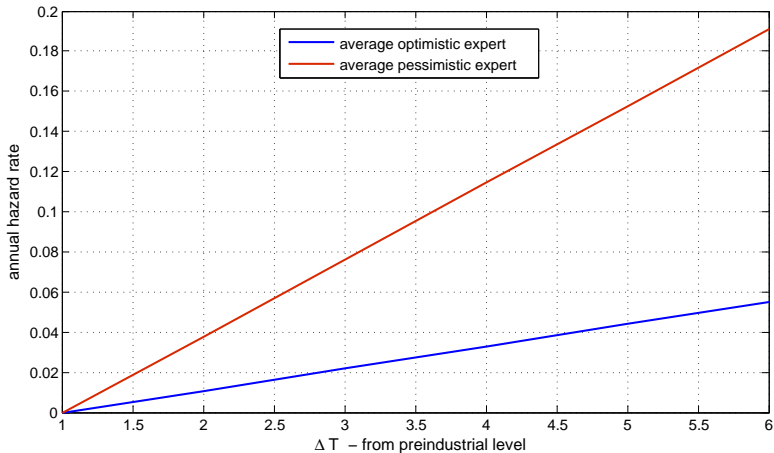
| Tipping Element | key Impacts |
|--|---|
| Thermohaline circulation collapse | reg. sea level rise (1m) cool North Atl, warm south. ocean |
| West Antarctic ice sheet | sea level (up to 5 m) |
| changes in El Niño Southern Oscillation | Drought (e.g: SE Asia) + El Niño frequency and persistence |
| Permafrost melting | enhanced global warming due to CH_4 and CO_2 release |

Zickfeld et al. (2007, Climatic Change): Expert's subjective probability (%) that a collapse of THC will occur or be irreversibly triggered by 2100



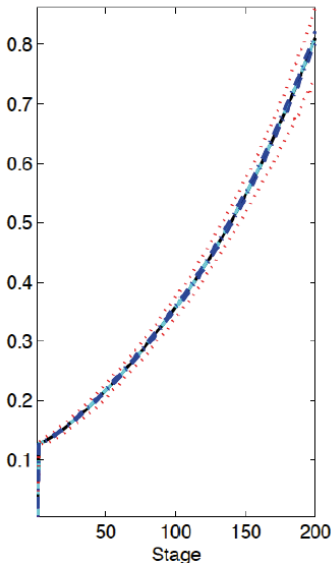
- ▶ Kriegler et al. (PNAS, 2009) conduct an extensive expert elicitation on some major tipping elements and their likelihood of abrupt change.
 - ▶ THC collapse
 - ▶ Greenland ice sheet melting
 - ▶ WestAntarctic ice sheet melting
 - ▶ Amazon rainforest dieback
 - ▶ ElNiño/Southern Oscillation
- ▶ They compute conservative lower bounds for the probability of triggering at least 1 of those events
 - ▶ 0.16 for medium ($2 - 4^{\circ}C$) global mean temperature change
 - ▶ 0.56 for high (above $4^{\circ}C$) global mean temperature change

We calculate (reverse engineer) the annual hazard rate of THC collapse as a function of global mean temperature rise based on Zickfeld et al. (2007, Climatic Change)



- ▶ The time of tipping is a poisson process
- ▶ Once the tipping point is reached the shock to the damage function persists
- ▶ We assume a tipping point causes a permanent 10 % reduction in output.
- ▶ Probability of a tipping point occurring at time t is equal to the hazard rate as a function of temperature at t
- ▶ $h_t = 0.01 \cdot T_t - T_{2000}$
- ▶ We simulate 1000 optimal paths
- ▶ We report mean, median and quartiles

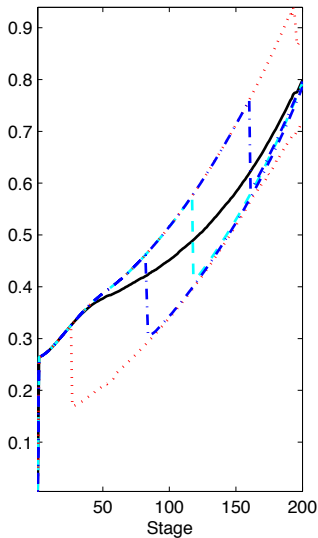
Emission Control Rate



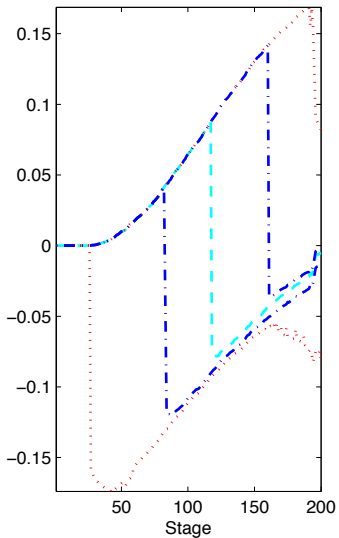
- ▶ the Nordhaus (DICE) specification of externality implies a rising emission control rate
- ▶ intuition
 - ▶ temperature is rising
 - ▶ damage at time t is rising
 - ▶ present value of damages is rising
 - ▶ marginal benefit of emissions control is rising

- ▶ In RICE (Nordhaus, 2010 PNAS) sea level rise is a linear function of current temperature and hence persistent.
- ▶ However, it is reversible and deterministic.
- ▶ DSICE has stochastic irreversible damages.

Emission Control Rate

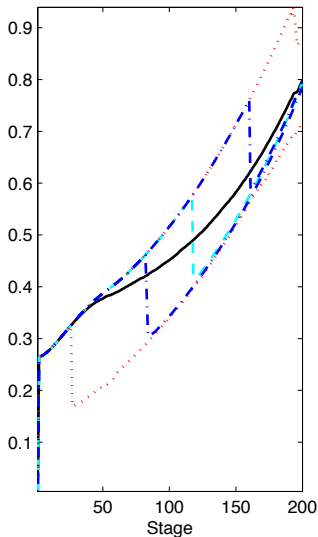


Deviation of Emission Control Rate

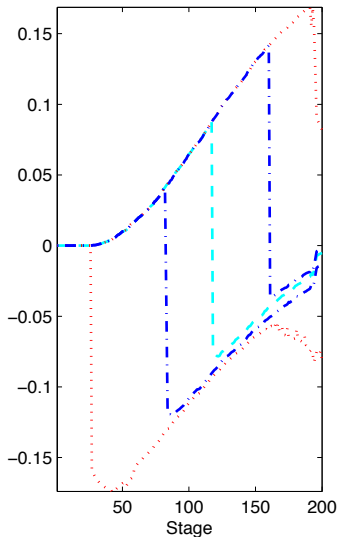


- ▶ red: 0 % and 100% quartiles represent outer envelopes of the paths
- ▶ blue: 25% and 75% quartiles
- ▶ cyan: median
- ▶ black: expectation of (average) at t

Emission Control Rate

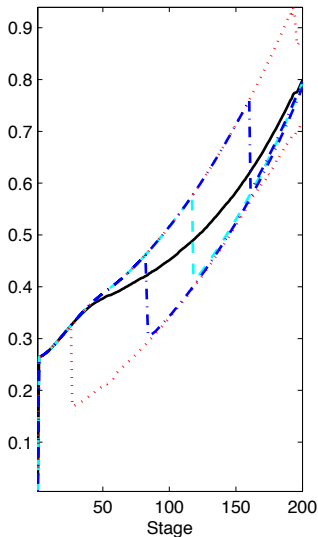


Deviation of Emission Control Rate

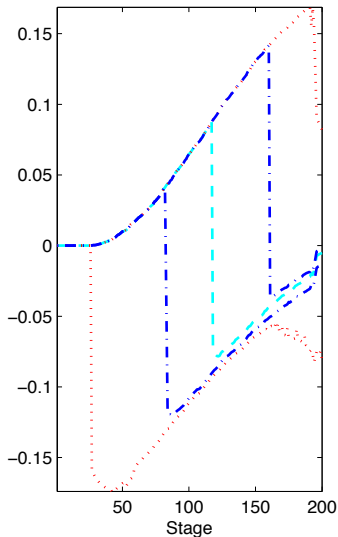


- ▶ μ is higher if the tipping has not yet occurred
- ▶ the drop in μ after the tipping represents the effort to delay tipping
- ▶ the anti-tipping effort is constant over time even though the danger and costs are rising

Emission Control Rate



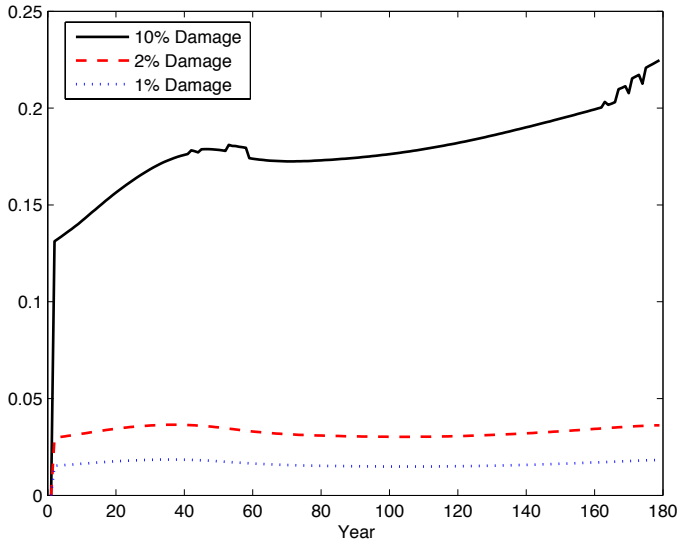
Deviation of Emission Control Rate



► constant anti-tipping effort in the face of a rising tipping hazard implies a low effective discount rate, as is the case with insurance expenditures.



Difference of Emission Control Rate



► sensitivity of results to damage factor

Summary of Application

- ▶ DSICE is the first example of a stochastic IAM
- ▶ DSICE models tipping points where current temperature can have a permanent damage effect on output
- ▶ DICE model damage function does not incorporate this kind of externality which is in the nature of tipping points.
- ▶ DICE implies steeply rising emission control rates
- ▶ DSICE implies a constant effort to delay a catastrophe despite the rising prob. of crossing a tipping point and higher expected damage as percentage of GDP
- ▶ Policies towards catastrophes resemble insurance expenditures which always have a negative return

Conclusion

- ▶ Stochastic IAM analysis with short time periods is tractable
- ▶ DSICE implies a constant effort to delay a catastrophe, not a "ramp"
- ▶ Including stochastic elements in climate and economics can substantially effect policy results